

**Mathematics: applications and interpretation**
Higher level
Paper 1

Specimen paper

Candidate session number

2 hours

--	--	--	--	--	--	--	--	--	--

Instructions to candidates

- Write your session number in the boxes above.
- Do not open this examination paper until instructed to do so.
- A graphic display calculator is required for this paper.
- Answer all questions.
- Answers must be written within the answer boxes provided.
- Unless otherwise stated in the question, all numerical answers should be given exactly or correct to three significant figures.
- A clean copy of the **mathematics: applications and interpretation formula booklet** is required for this paper.
- The maximum mark for this examination paper is **[110 marks]**.



Please **do not** write on this page.

Answers written on this page
will not be marked.



Answers must be written within the answer boxes provided. Full marks are not necessarily awarded for a correct answer with no working. Answers must be supported by working and/or explanations. Solutions found from a graphic display calculator should be supported by suitable working. For example, if graphs are used to find a solution, you should sketch these as part of your answer. Where an answer is incorrect, some marks may be given for a correct method, provided this is shown by written working. You are therefore advised to show all working.

1. [Maximum mark: 6]

At the end of a school day, the Headmaster conducted a survey asking students in how many classes they had used the internet.

The data is shown in the following table.

Number of classes in which the students used the internet	0	1	2	3	4	5	6
Number of students	20	24	30	k	10	3	1

- (a) State whether the data is discrete or continuous. [1]

The mean number of classes in which a student used the internet is 2.

- (b) Find the value of k . [4]

It was not possible to ask every person in the school, so the Headmaster arranged the student names in alphabetical order and then asked every 10th person on the list.

- (c) Identify the sampling technique used in the survey. [1]

.....

.....

.....

.....

.....

.....

.....

.....

.....

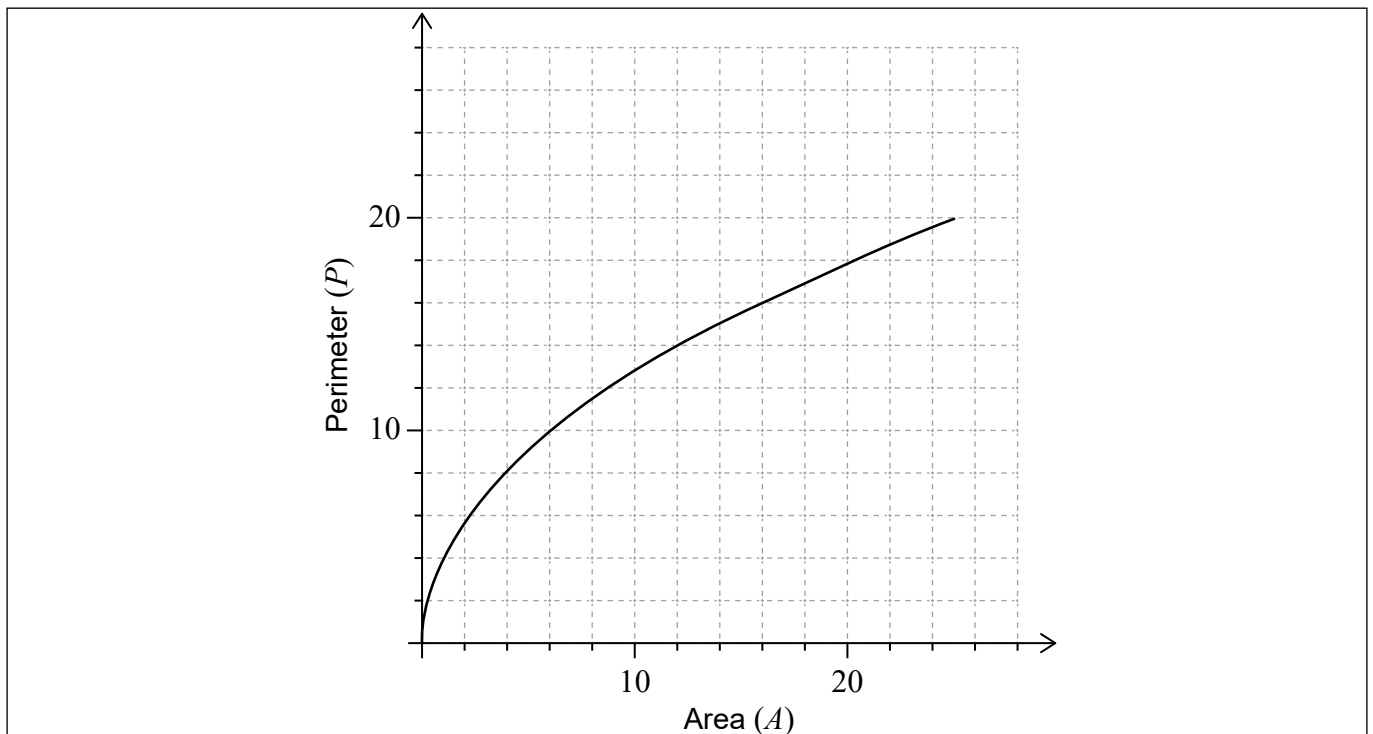
.....

.....



2. [Maximum mark: 5]

The perimeter of a given square P can be represented by the function $P(A) = 4\sqrt{A}$, $A \geq 0$, where A is the area of the square. The graph of the function P is shown for $0 \leq A \leq 25$.



- (a) Write down the value of $P(25)$. [1]
- (b) On the axes above, draw the graph of the inverse function, P^{-1} . [3]
- (c) In the context of the question, explain the meaning of $P^{-1}(8) = 4$. [1]

.....

.....

.....

.....

.....

.....

.....

.....

.....

.....

.....

.....



3. [Maximum mark: 6]

Professor Vinculum investigated the migration season of the Bulbul bird from their natural wetlands to a warmer climate.

He found that during the migration season their population, P could be modelled by $P = 1350 + 400(1.25)^{-t}$, $t \geq 0$, where t is the number of days since the start of the migration season.

- (a) Find the population of the Bulbul birds,
 - (i) at the start of the migration season.
 - (ii) in the wetlands after 5 days. [3]
- (b) Calculate the time taken for the population to decrease below 1400. [2]
- (c) According to this model, find the smallest possible population of Bulbul birds during the migration season. [1]

.....

.....

.....

.....

.....

.....

.....

.....

.....

.....

.....

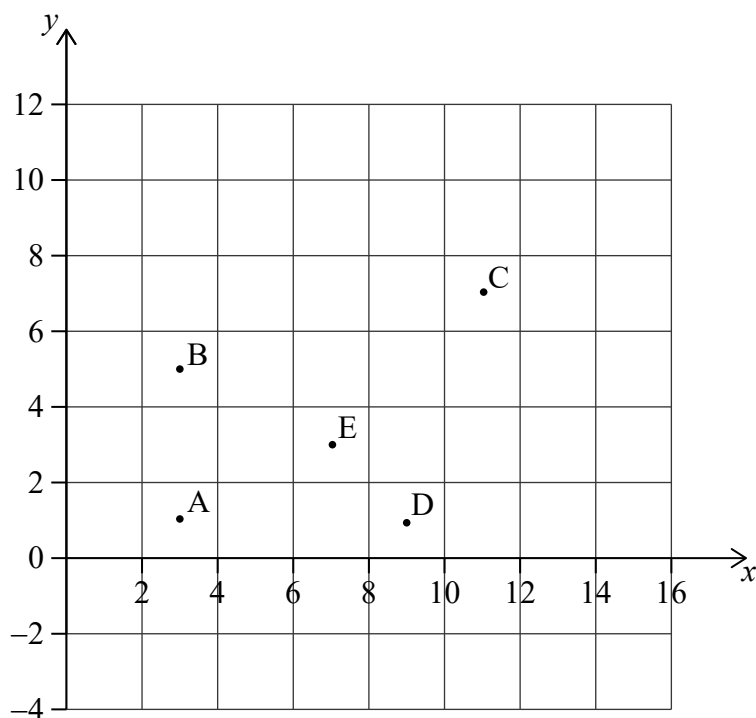


4. [Maximum mark: 6]

Points $A(3, 1)$, $B(3, 5)$, $C(11, 7)$, $D(9, 1)$ and $E(7, 3)$ represent snow shelters in the Blackburn National Forest. These snow shelters are illustrated in the following coordinate axes.

Horizontal scale: 1 unit represents 1 km.

Vertical scale: 1 unit represents 1 km.



(a) Calculate the gradient of the line segment AE.

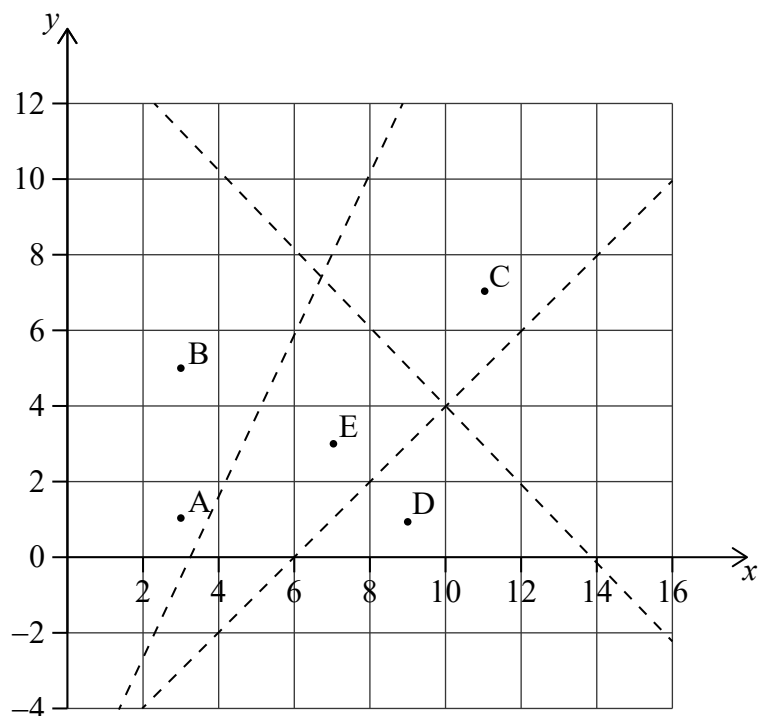
[2]

(This question continues on the following page)



(Question 4 continued)

The Park Ranger draws three straight lines to form an incomplete Voronoi diagram.



- (b) Find the equation of the line which would complete the Voronoi cell containing site E. Give your answer in the form $ax + by + d = 0$ where $a, b, d \in \mathbb{Z}$. [3]
- (c) In the context of the question, explain the significance of the Voronoi cell containing site E. [1]

.....

.....

.....

.....

.....

.....

.....

.....

.....

.....

.....

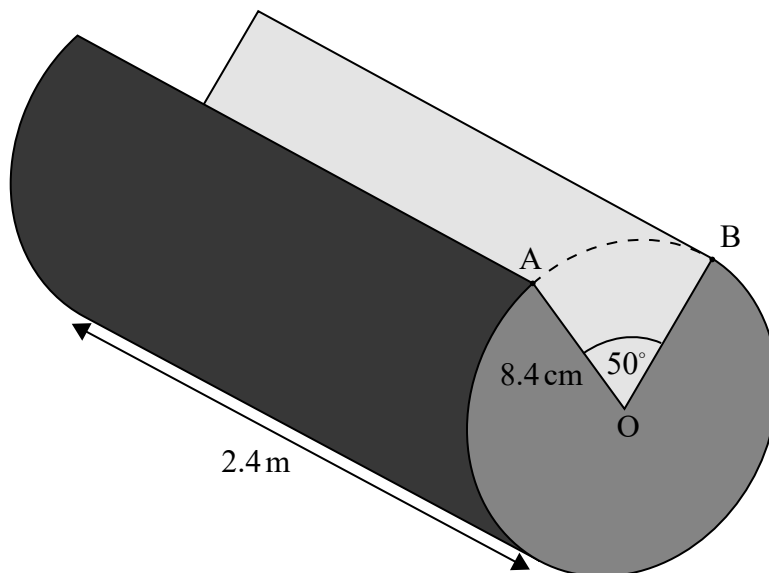
.....



5. [Maximum mark: 5]

Helen is building a cabin using cylindrical logs of length 2.4 m and radius 8.4 cm. A wedge is cut from one log and the cross-section of this log is illustrated in the following diagram.

diagram not to scale



(a) Find 50° in radians.

[1]

(b) Find the volume of this log.

[4]

.....

.....

.....

.....

.....

.....

.....

.....

.....

.....

.....



6. [Maximum mark: 6]

Jae Hee plays a game involving a biased six-sided die.

The faces of the die are labelled -3 , -1 , 0 , 1 , 2 and 5 .

The score for the game, X , is the number which lands face up after the die is rolled.

The following table shows the probability distribution for X .

Score x	-3	-1	0	1	2	5
$P(X=x)$	$\frac{1}{18}$	p	$\frac{3}{18}$	$\frac{1}{18}$	$\frac{2}{18}$	$\frac{7}{18}$

- (a) Find the exact value of p .

[1]

Jae Hee plays the game once.

- (b) Calculate the expected score.

[2]

Jae Hee plays the game twice and adds the two scores together.

- (c) Find the probability Jae Hee has a **total** score of -3 .

[3]

.....

.....

.....

.....

.....

.....

.....

.....

.....

.....

.....

.....



7. [Maximum mark: 5]

A particle, A, moves so that its velocity ($v \text{ ms}^{-1}$) at time t is given by $v = 2 \sin t$, $t \geq 0$.

The kinetic energy (E) of the particle A is measured in joules (J) and is given by $E = 5v^2$.

(a) Write down an expression for E as a function of time. [1]

(b) Hence find $\frac{dE}{dt}$. [2]

(c) Hence or otherwise find the first time at which the kinetic energy is changing at a rate of 5 J s^{-1} . [2]

.....

.....

.....

.....

.....

.....

.....

.....

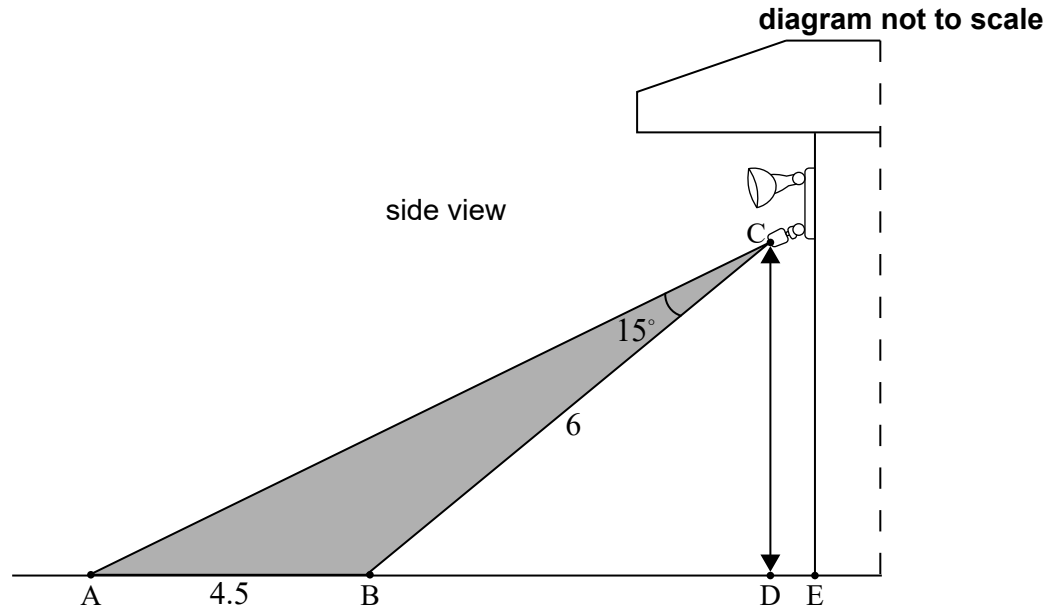
.....

.....

.....



Ollie has installed security lights on the side of his house that are activated by a sensor. The sensor is located at point C directly above point D. The area covered by the sensor is shown by the shaded region enclosed by triangle ABC. The distance from A to B is 4.5 m and the distance from B to C is 6 m. Angle \widehat{ACB} is 15° .



- (a) Find $\hat{C}\hat{A}\hat{B}$. [3]

Point B on the ground is 5 m from point E at the entrance to Ollie's house. He is 1.8 m tall and is standing at point D, below the sensor. He walks towards point B.

- (b) Find the distance Ollie is **from the entrance to his house** when he first activates the sensor. [5]

[illegible]

9. [Maximum mark: 5]

A manager wishes to check the mean weight of flour put into bags in his factory. He randomly samples 10 bags and finds the mean weight is 1.478 kg and the standard deviation of the sample is 0.0196 kg.

- (a) Find s_{n-1} for this sample. [2]
- (b) Find a 95 % confidence interval for the population mean, giving your answer to 4 significant figures. [2]
- (c) The bags are labelled as being 1.5 kg weight. Comment on this claim with reference to your answer in part (b). [1]

.....

.....

.....

.....

.....

.....

.....

.....

.....

.....

.....



10. [Maximum mark: 6]

In a coffee shop, the time it takes to serve a customer can be modelled by a normal distribution with a mean of 1.5 minutes and a standard deviation of 0.4 minutes.

Two customers enter the shop together. They are served one at a time.

Find the probability that the total time taken to serve both customers will be less than 4 minutes.

Clearly state any assumptions you have made.

.....

.....

.....

.....

.....

.....

.....

.....

.....

.....

.....

.....



11. [Maximum mark: 6]

A particle P moves with velocity $\mathbf{v} = \begin{pmatrix} -15 \\ 2 \\ 4 \end{pmatrix}$ in a magnetic field, $\mathbf{B} = \begin{pmatrix} 0 \\ d \\ 1 \end{pmatrix}$, $d \in \mathbb{R}$.

(a) Given that \mathbf{v} is perpendicular to \mathbf{B} , find the value of d . [2]

The force, \mathbf{F} , produced by P moving in the magnetic field is given by the vector equation $\mathbf{F} = a\mathbf{v} \times \mathbf{B}$, $a \in \mathbb{R}^+$.

(b) Given that $|\mathbf{F}| = 14$, find the value of a . [4]

.....

.....

.....

.....

.....

.....

.....

.....

.....

.....

.....

.....



12. [Maximum mark: 7]

Product research leads a company to believe that the revenue (R) made by selling its goods at a price (p) can be modelled by the equation.

$$R(p) = cpe^{dp}, \quad c, d \in \mathbb{R}$$

There are two competing models, A and B with different values for the parameters c and d .

Model A has $c = 3$, $d = -0.5$ and model B has $c = 2.5$, $d = -0.6$.

The company experiments by selling the goods at three different prices in three similar areas and the results are shown in the following table.

Area	Price (p)	Revenue (R)
1	1	1.5
2	2	1.8
3	3	1.5

The company will choose the model with the smallest value for the sum of square residuals.

Determine which model the company chose.

[illegible]

13. [Maximum mark: 6]

The rates of change of the area covered by two types of fungi, X and Y, on a particular tree are given by the following equations, where x is the area covered by X and y is the area covered by Y.

$$\frac{dx}{dt} = 3x - 2y$$

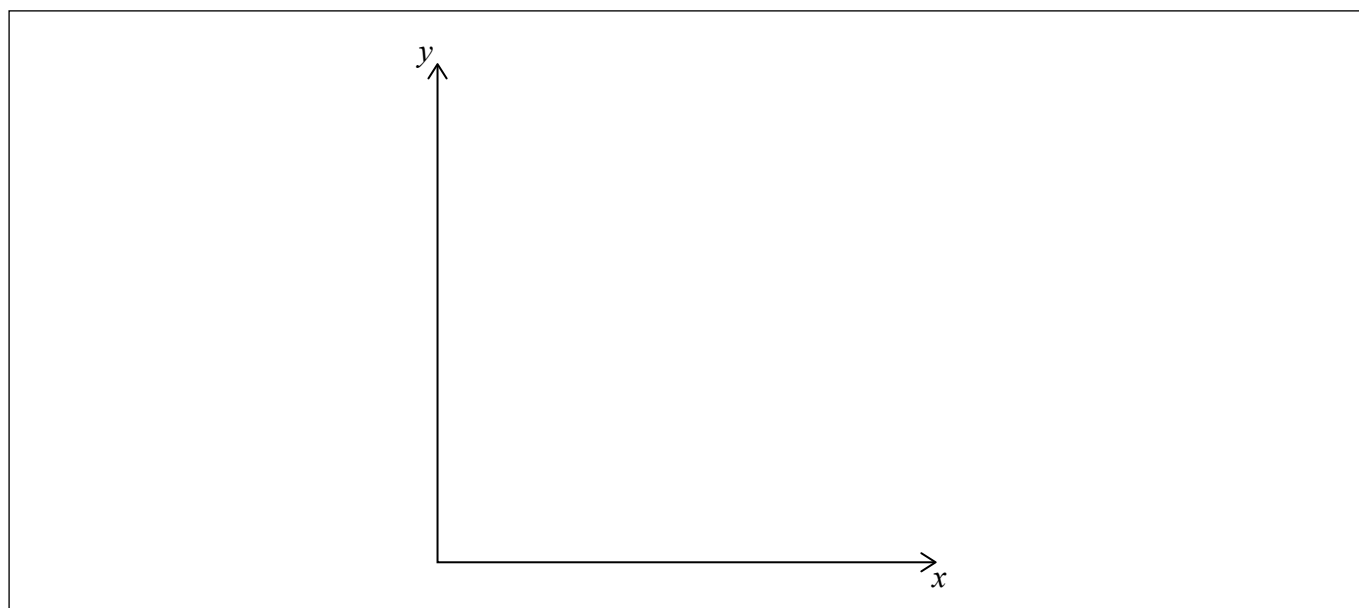
$$\frac{dy}{dt} = 2x - 2y$$

The matrix $\begin{pmatrix} 3 & -2 \\ 2 & -2 \end{pmatrix}$ has eigenvalues of 2 and -1 with corresponding eigenvectors $\begin{pmatrix} 2 \\ 1 \end{pmatrix}$ and $\begin{pmatrix} 1 \\ 2 \end{pmatrix}$.

Initially $x = 8 \text{ cm}^2$ and $y = 10 \text{ cm}^2$.

(a) Find the value of $\frac{dy}{dx}$ when $t = 0$. [2]

(b) On the following axes, sketch a possible trajectory for the growth of the two fungi, making clear any asymptotic behaviour. [4]



(This question continues on the following page)



(Question 13 continued)

.....

.....

.....

.....

.....

.....

.....

.....

.....

.....

.....

.....



24EP17

Turn over

Please **do not** write on this page.

Answers written on this page
will not be marked.



14. [Maximum mark: 8]

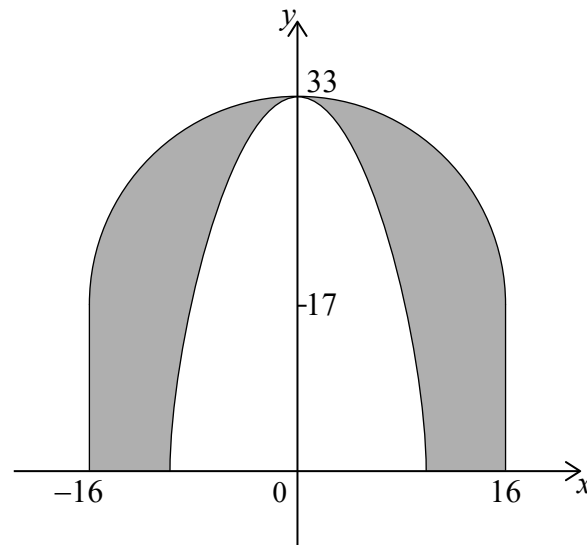
- (a) The graph of $y = -x^3$ is transformed onto the graph of $y = 33 - 0.08x^3$ by a translation of a units vertically and a stretch parallel to the x -axis of scale factor b .

(i) Write down the value of a .

(ii) Find the value of b .

[3]

- (b) The outer dome of a large cathedral has the shape of a hemisphere of diameter 32 m, supported by vertical walls of height 17 m. It is also supported by an inner dome which can be modelled by rotating the curve $y = 33 - 0.08x^3$ through 360° about the y -axis between $y = 0$ and $y = 33$, as indicated in the diagram.



Find the volume of the space between the two domes.

[5]

.....

.....

.....

.....

.....

.....

.....

.....

.....

.....

.....



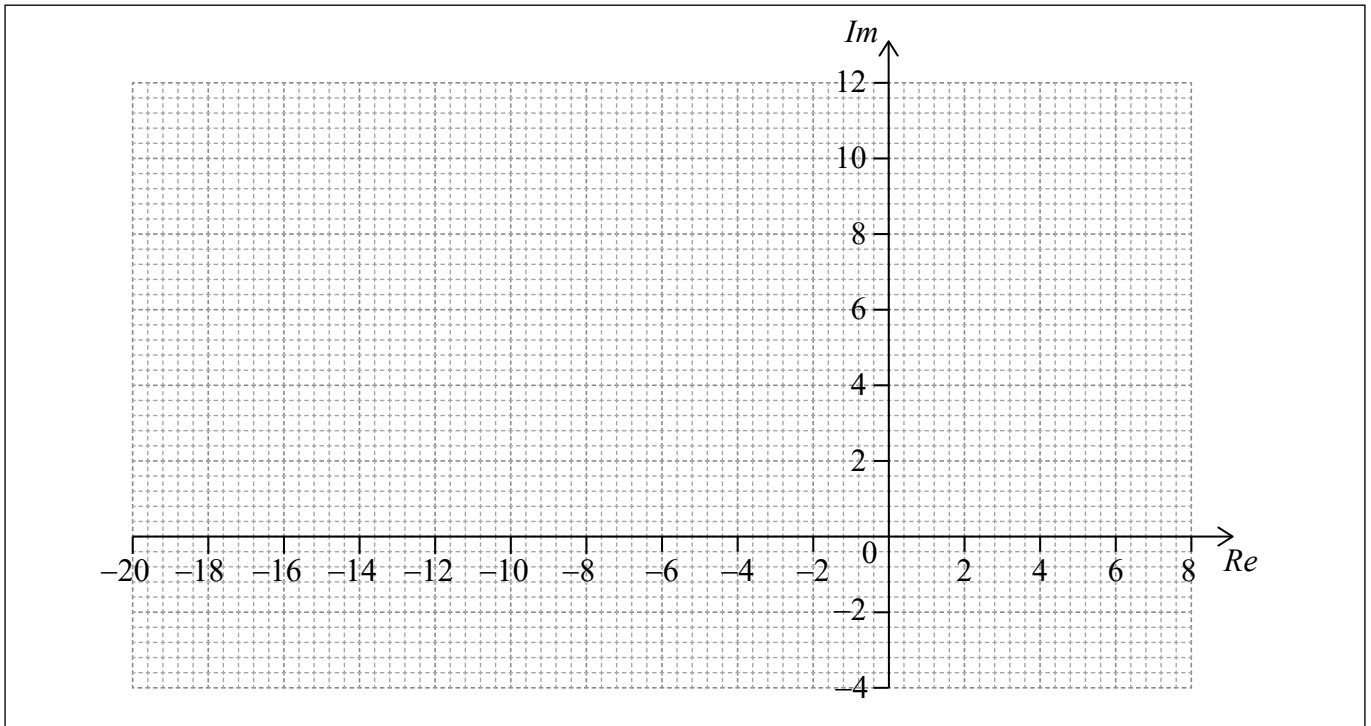
15. [Maximum mark: 7]

Let $w = ae^{\frac{\pi}{4}i}$, where $a \in \mathbb{R}^+$.

(a) For $a = 2$,

- (i) find the values of w^2 , w^3 , and w^4 ;
- (ii) draw w , w^2 , w^3 and w^4 on the following Argand diagram.

[5]



Let $z = \frac{w}{2 - i}$.

- (b) Find the value of a for which successive powers of z lie on a circle.

[2]

(This question continues on the following page)



(Question 15 continued)

.....

.....

.....

.....

.....

.....

.....

.....

.....

.....

.....

.....



24EP21

Turn over

16. [Maximum mark: 6]

The number of fish that can be caught in one hour from a particular lake can be modelled by a Poisson distribution.

The owner of the lake, Emily, states in her advertising that the average number of fish caught in an hour is three.

Tom, a keen fisherman, is not convinced and thinks it is less than three. He decides to set up the following test. Tom will fish for one hour and if he catches fewer than two fish he will reject Emily's claim.

(a) State a suitable null and alternative hypotheses for Tom's test. [1]

(b) Find the probability of a Type I error. [2]

The average number of fish caught in an hour is actually 2.5.

(c) Find the probability of a Type II error. [3]

.....

.....

.....

.....

.....

.....

.....

.....

.....

.....

.....



17. [Maximum mark: 6]

Mr Burke teaches a mathematics class with 15 students. In this class there are 6 female students and 9 male students.

Each day Mr Burke randomly chooses one student to answer a homework question.

In the first month, Mr Burke will teach his class 20 times.

- (a) Find the probability he will choose a female student 8 times. [2]

The Head of Year, Mrs Smith, decides to select a student at random from the year group to read the notices in assembly. There are 80 students in total in the year group. Mrs Smith calculates the probability of picking a male student 8 times in the first 20 assemblies is 0.153357 correct to 6 decimal places.

- (b) Find the number of male students in the year group. [4]

.....

.....

.....

.....

.....

.....

.....

.....

.....

.....

.....

.....



18. [Maximum mark: 6]

The rate, A , of a chemical reaction at a fixed temperature is related to the concentration of two compounds, B and C , by the equation

$$A = kB^xC^y, \text{ where } x, y, k \in \mathbb{R}.$$

A scientist measures the three variables three times during the reaction and obtains the following values.

Experiment	$A \text{ (mol l}^{-1} \text{ s}^{-1}\text{)}$	$B \text{ (mol l}^{-1}\text{)}$	$C \text{ (mol l}^{-1}\text{)}$
1	5.74	2.1	3.4
2	2.88	1.5	2.4
3	0.980	0.8	1.9

Find x , y and k .

.....

.....

.....

.....

.....

.....

.....

.....

.....

.....

.....

